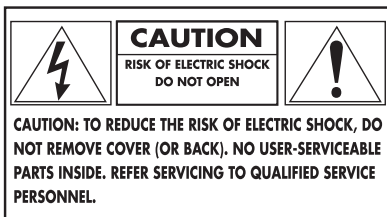


# Dual-way counter Interphone

**RETEVIS**



## RT9908 USER'S MANUAL



**WARNING** : TO REDUCE THE RISK OF FIRE OR SHOCK HAZARD, DO NOT EXPOSE THIS EQUIPMENT TO RAIN OR MOISTURE

**CAUTION** : TO REDUCE THE RISK OF FIRE OR SHOCK HAZARD AND ANNOYING INTERFERENCE, USE THE RECOMMENDED ACCESSORIES ONLY

**CAUTION** : TO REDUCE THE RISK OF FIRE OR SHOCK HAZARD, REFER CHANGE OF SWITCH SETTING INSIDE THE UNIT TO QUALIFIED SERVICE PERSONNEL

**CAUTION** : TO REDUCE THE RISK OF FIRE OR SHOCK HAZARD, REFER MOUNTING OF THE OPTIONAL INTERFACE BOARD TO QUALIFIED SERVICE PERSONNEL



This symbol is intended to alert the user to the presence of uninsulated "dangerous voltage" within the product's enclosure that may be of sufficient magnitude to constitute a risk of electric shock to persons.



This symbol is intended to alert the user to the presence of important operating and maintenance (servicing) instructions in the literature accompanying the appliance.

**Shenzhen Retevis Technology Co.,Ltd**

Room 700, 7/F, 13-C, Zhonghaixin Science&Technology Park, No.12

Ganli 6th Road, Buji Street, Longgang District, Shenzhen, China

Web : [www.retevis.com](http://www.retevis.com)

E-mail : [kam@retevis.com](mailto:kam@retevis.com)

Facebook : [facebook.com/retevis](https://facebook.com/retevis)



MADE IN CHINA

## Products Description

**Ideal for the bank, securities, hospital, bus station etc. where guard glass again theft is installed**

Auto dual-way intercommunication without pressing any button.

External speaker, slim fit design.

Anti-interference and noise -free function.

Dual-way audio record output.

## Features

Two-way voice intercom communications technology, automatic identification of processing speech signals during a call does not require any action.


Dedicated anti-side tone processing chip, with auto-mute function.

Application of fully automated call control, Outside the machine's microphone and speakers to use the integration of design and front-line system of the host to connect, easy installation


Comprehensive application of electro-acoustic technology experience, the selection of high performance electro-acoustic circuit design, the output power up to 3W, voice clear and loud voice distinguished high.

Inside and outside the two-way voice signal output (recording by the bank teller) , a stereo jack output mode can prevent voice recording function controlled by the power switch and the function buttons.

## Outside speakers



## Host icon



## Installation instructions

The host was placed on the table, with the staff. Outside speaker will be posted on the outside of the glass on the table, used by the client .plug of outside speaker plugs into the wire hole of the host.

Adapter into a 220V power supply, AC plug into the host plug wire hole.

Check that the plugs and jacks all connected correctly, open the hosts on the power switch, power indicator light.

From low to high, gradually adjust the volume adjustment button on the host, so that inside and outside the volume level appropriate.

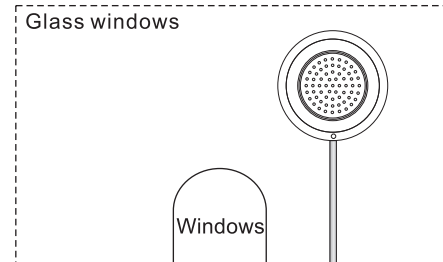
## Trouble shooting

**Whistle**  
Installation environment noise performance is poor, or too much other noise, you should make the distance larger between the host and the outside speaker or adjust the volume down.

**Silent**  
220V power supply is not plugged in or loose, you should plus AC9V adapter into the host plug wire hole.  
Volume is not adjusted,  
Re-adjust the volume adjustment button.

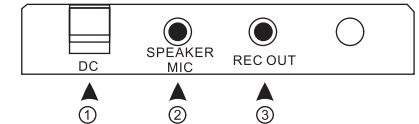
**Staccato**  
The spokesman from the microphone too far away, it should be a little closer (less than the 20CM better)  
When one party to speak, the other to grab, then will be mutually exclusive  
Ambient noise is too strong, the corresponding speaker volume down, or require the speaker close to the microphone a little.

## Install icon



## Performance Data

Working voltage: AC12V/1A  
Main sound(sub sound):3W  
Inside microphone:-48db 20Hz-20KHz  
Outside microphone:-48db 20Hz-16KHz  
Exterior size: 158x87x46 mm  
78x20mm



- ① Power input: AC12V/1A
- ② Speaker / Mic: Connected outside speaker
- ③ REC OUT: Inside and outside the two-way voice signal output  
(recording by the bank teller)

## Guarantee Card

Model Number: \_\_\_\_\_  
Serial Number: \_\_\_\_\_  
Purchasing Date: \_\_\_\_\_  
Dealer: \_\_\_\_\_ Telephone: \_\_\_\_\_  
Country: \_\_\_\_\_  
Address: \_\_\_\_\_  
Post Code: \_\_\_\_\_ Email: \_\_\_\_\_

### Remarks:

- 1.This guarantee card should be kept by the user, no replacement if lost.
2. Most new products carry a two-year manufacturer's warranty from the date of purchase.  
Further details, pls read <http://www.retevis.com/after-sale/>
3. The user can get warranty and after-sales service as below:
  - Contact the seller where you buy.
  - Products Repaired by Our Local Repair Center.
4. For warranty service, you will need to provide a receipt proof of purchase from the actual seller for verification.

### Exclusions from Warranty Coverage:

1. To any product damaged by accident.
2. In the event of misuse or abuse of the product or as a result of unauthorized alterations or repairs.
3. If the serial number has been altered, defaced, or removed.

### EU Importer:

Importer: Germany Retevis Technology GmbH  
Address: Uetzenacker 29,38176 wendeburg